


FlexSheet-LED

NEW

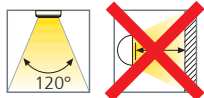


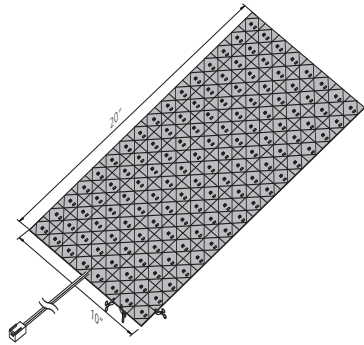
Flexible, Customizable LED Sheet

The FlexSheet-LED is the perfect way to backlight graphics, storefronts, columns, walls, signage and other applications. This product comes in two different light outputs, and can easily be cut along grid marks to create custom sizes and shapes. Multiple sheets can be tiled together to illuminate large surface areas. The flexibility of the sheet also allows for easy installation on curved surfaces.

Product-Features

- Flexible LED sheet with integrated 24 Vdc LED diodes
- Single sheet dimensions of 10" x 20" (250mm x 500mm)
- LED spacing is 1 1/4" x 1 1/4"
- Available in 16 W standard output and 32 W high output versions
- Available in 2700 K, 4000 K, 5000 K and 6500 K
- Additional Kelvin options available by special order
- 40,000 hours usable life
- Efficacy: 108 lm/W
- Good CRI > 80
- Multiple sheets can be tiled together for larger displays
- Individual sheets can be cut down for smaller displays
- Can be cut horizontally, vertically and diagonally into custom shapes
- To be used with 24 Vdc Constant Voltage Driver





What you'll need to buy

Light Fixtures

Watts	Version	Kelvin	Code No.
16 W	Standard	2700 K	FSL/1020/2700/HE
16 W	Standard	4000 K	FSL/1020/4000/HE
16 W	Standard	5000 K	FSL/1020/5000/HE
16 W	Standard	6500 K	FSL/1020/6500/HE
32 W	High Output	2700 K	FSL/1020/2700
32 W	High Output	4000 K	FSL/1020/4000
32 W	High Output	5000 K	FSL/1020/5000
32 W	High Output	6500 K	FSL/1020/6500

Cables and Connectors

Description	Code No.
Power Cord 72"	FSL/PC72
Connecting Cable 2"	FSL/CC2
Connecting Cable 20"	FSL/CC20
Power Cable Extension 39"	KB12LEDCC39/H
Power Cable Extension 98"	KB12LEDCC98/H
Terminal Block	PS24V/TB

LED Constant Voltage Drivers (page 48-52)

Description	Code No.
30 Watt Daisy Driver	PS24V/30/S/D
75 Watt Daisy Driver	PS24V/75/S/D
96 Watt Daisy Driver	PS24V/96/DIM/S/D